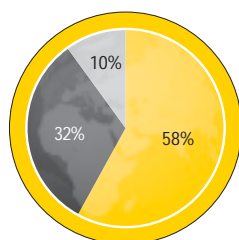


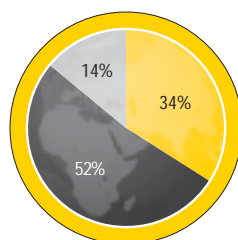
Financial highlights

	2005	2004
GROUP SUMMARY (R millions)		
Revenue	10 694	8 424
EBIT	543	421
Income from associates	77	114
Attributable earnings	448	477
Total assets	7 200	6 131
Operating cash flow	668	289
Value created	3 658	2 606
Payroll costs	2 713	1 818
<hr/>		
Total number of employees – 30 June	23 904	13 149
<hr/>		
ORDINARY SHARE PERFORMANCE (cents)		
Headline earnings per share	142	158
Diluted headline earnings per share	140	155
Earnings per share	141	150
Diluted earnings per share	139	147
Operating cash flow per share	201	87
Net asset value per share – 30 June	932	818
Tangible net asset value per share – 30 June	917	817
Market price per share – 30 June	1 400	1 295
Total dividend per share*	45,0	45,0
* Based on the year to which the dividend relates		
<hr/>		
FINANCIAL STATISTICS		
Operating margin (EBIT on revenue) (%)	5,1	5,0
Attributable earnings on average shareholders' funds (%)	16,1	19,0
Interest cover (times)	8,7	8,2
<hr/>		
RATIOS (times)		
Debt/equity	0,33	0,30
Current	1,45	1,34

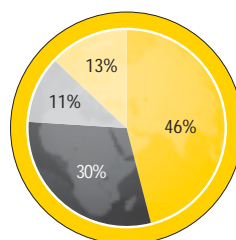
Revenue



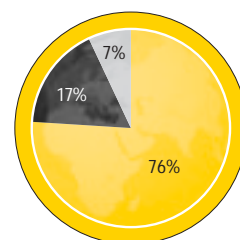
EBIT excluding corporate costs



Assets



Number of employees



Segmental



Construction & engineering



Construction materials & services



Fabrication & manufacture



Corporate